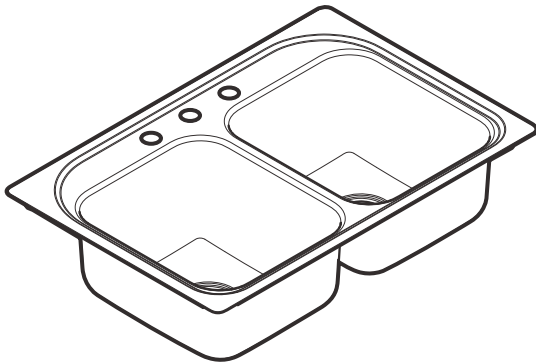




Buy it for looks. Buy it for life.®

# Specifications



Model Number	Faucet Holes	Depth-Inches	Drain Placement	Quantity	Model Specified
BG222133	3	8	Center	25	
BG222134	4	8	Center	25	
G222133	3	8	Center	1	
G222134	4	8	Center	1	

## SINK DESCRIPTION

- 2200 Series double bowl drop-in sink
- 22 gauge stainless steel, Brushed finish
- Center or rear drain, 1 to 4 faucet holes as indicated
- U-Channel mounting system, hardware included
- Hardware can accommodate up to 1-1/8" counter thickness
- Includes SoundShield sound absorbing system

## CUT OUT DIMENSIONS

- 32 3/8" x 21 3/8" with 3/8" corner radius. Tolerance of plus or minus 1/16" is acceptable

## STANDARDS

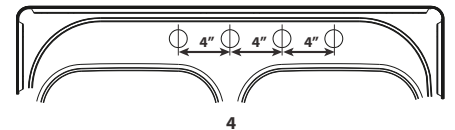
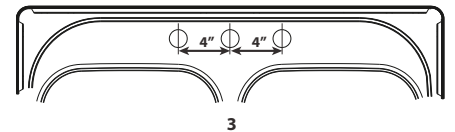
- Third party certified by IAPMO to meet ASME A112.19.3 and all applicable specifications referenced therein

## WARRANTY

- Limited lifetime warranty against material or manufacturing defects to the original consumer purchaser

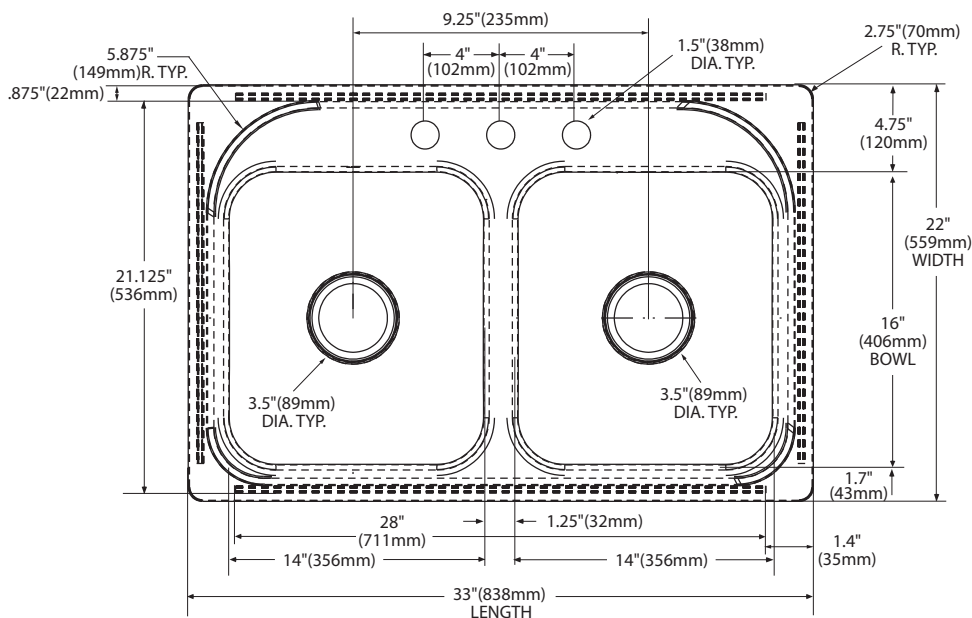
## Faucet Hole Configurations

1-1/2" (38mm) diameter faucet holes  
4" (102mm) Center



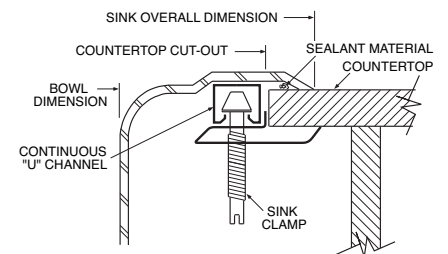
## CRITICAL DIMENSIONS

(DO NOT SCALE)



MADE IN THE USA

## Installation Detail



FOR MORE INFORMATION CALL: 1-800-BUY-MOEN

www.moen.com