

Features

- Integral flange.
- Left drain.
- Integral lumbar support.
- Integral apron.
- 60" (1524 mm) x 30-1/4" (768 mm) x 14" (356 mm)

Material

- Cast iron with Safeguard® finish.

Installation

- Alcove

Recommended Accessories

- K-1491 Bath/Whirlpool Pillow
- K-1601 Bath/Whirlpool Footstop
- 7160-TF
- K-7213 27" Cable Bath Drain
- K-7214 27" Cable Bath Drain



ADA CSA B651 OBC

Codes/Standards




ASME A112.19.1/CSA B45.2
ASTM F462
ADA
ICC/ANSI A117.1
CSA B651
OBC

KOHLER® Lifetime Limited Warranty for Cast Iron Components

See website for detailed warranty information.

Available Color/Finishes

Color tiles intended for reference only.

Color	Code	Description
	0	White
	96	Biscuit
	47	Almond

