

## Hi-Arc® Dual Handle Kitchen Faucet Models LKD2439, LKD2439BH, and LKLF2439

### FEATURES

#### Model LKD2439

- Three hole, dual handle concealed mount kitchen faucet
  - Three 1-1/2" (38.8mm) diameter faucet holes required
  - Maximum counter top thickness is 1-1/4" (32mm)
- Tubular, 45° swing spout with restricted flow aerator and brass escutcheon
- Highly polished, chrome plated finish
- Wing handles
- Removable cartridge
- 1/2" (13mm) I.P. connections on 8" (203mm) centers
- Ship Wt. 5 lbs. (2.3Kg)
- Maximum flow rate
  - 2.5 GPM/9.5 L/min at 80 P.S.I.G.
  - 2.2 GPM/8.3 L/min at 60 P.S.I.G.

#### Model LKD2439BH

- Same as LKD2439 except with 4" (102mm) blade handles
- Ship Wt. 5-1/2 lbs. (2.5Kg)

#### Model LKLF2439

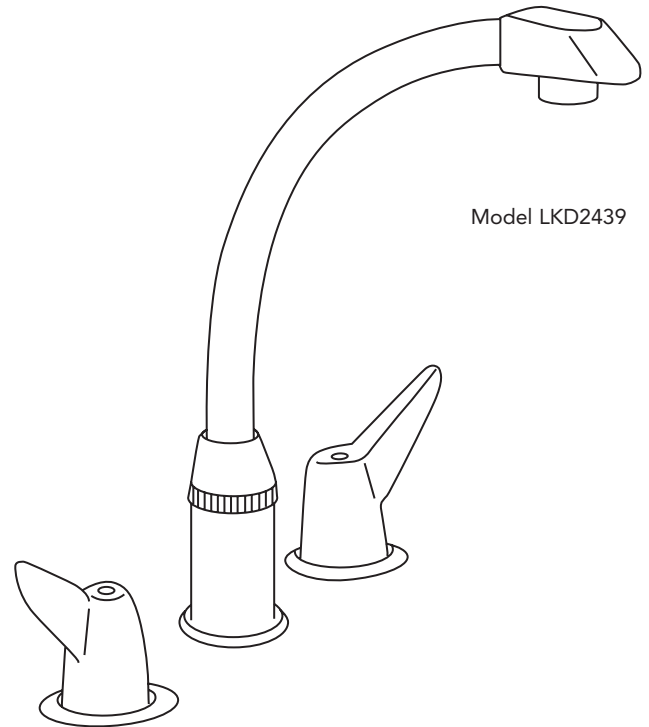
- Same as LKD2439 except with a 1.5 GPM aerator
- Maximum flow rate
  - 1.5 GPM/5.7 L/min at 60 P.S.I.G.

### WARRANTY

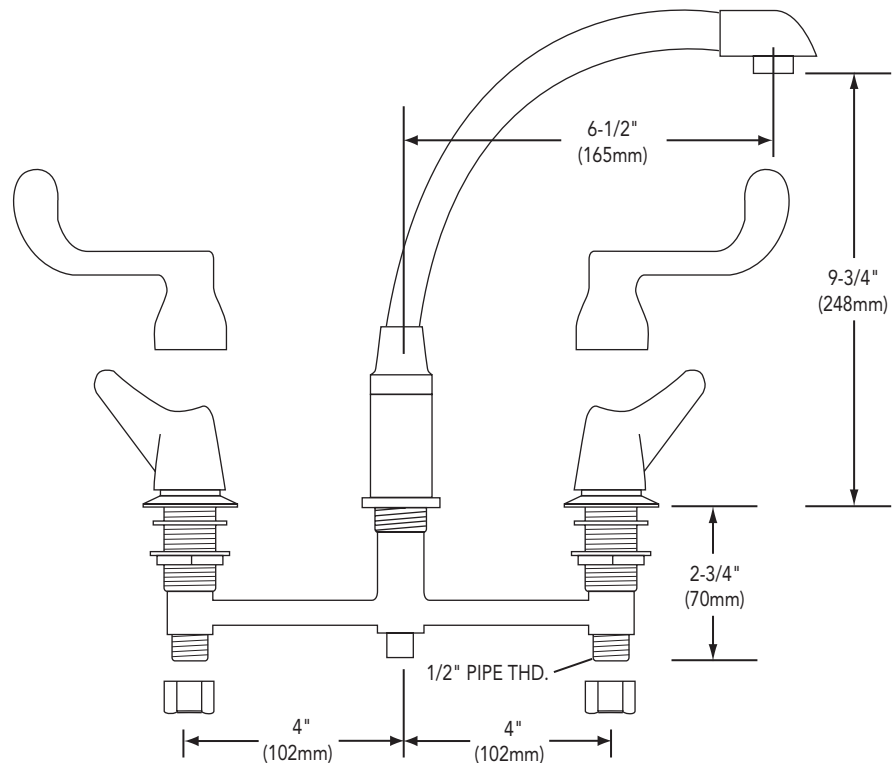
- Limited Lifetime

### COMPLIES WITH:

- ADA
- ANSI/NSF61 - Certified
- ASME 112.18.1/CSA B125-01
- CA AB1953/VT S152

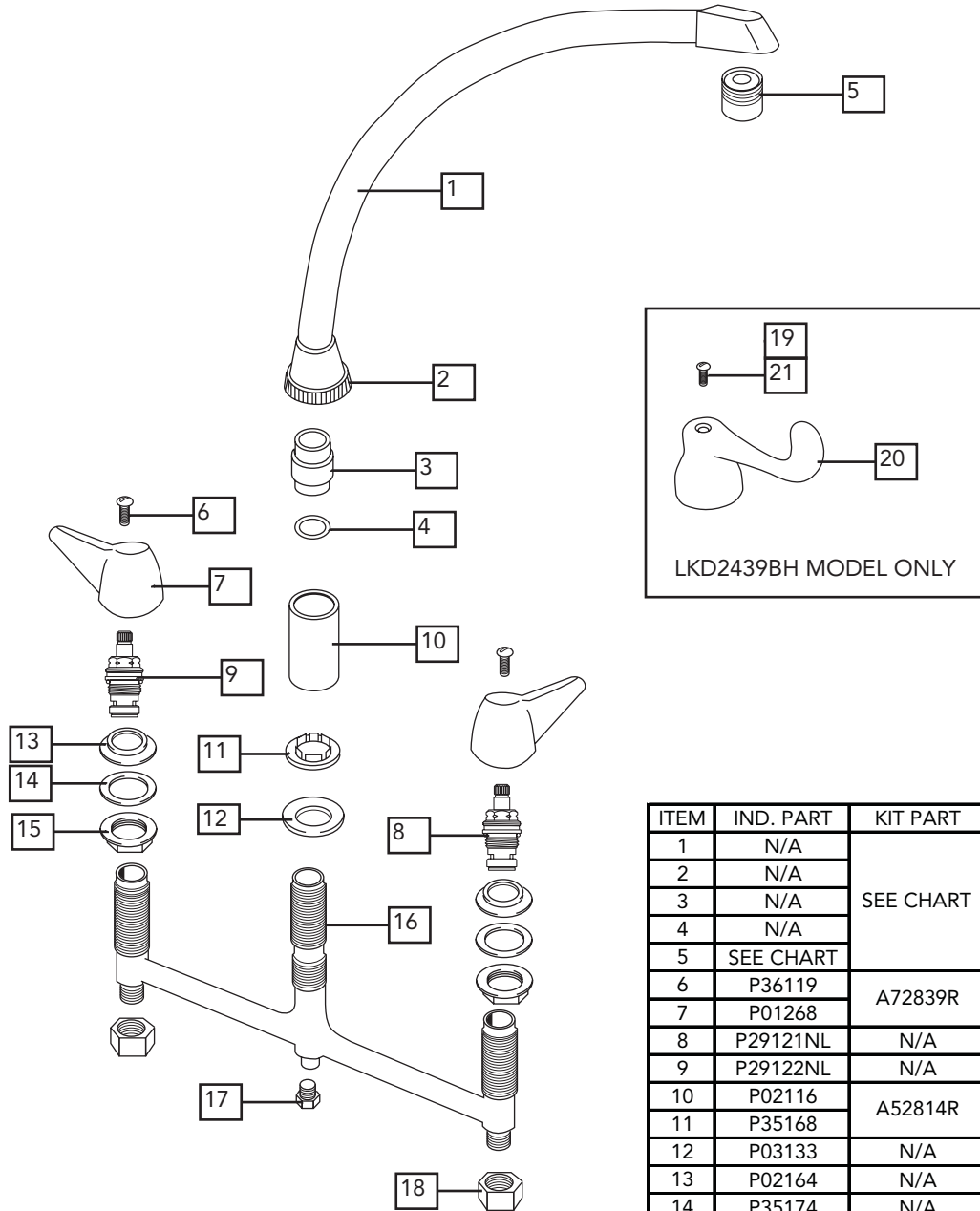


Model LKD2439



SEE OTHER SIDE FOR REPLACEMENT PARTS

### Hi-Arc® Dual Handle Kitchen Faucet Models LKD2439, LKD2439BH, and LKLFD2439



FAUCET	AERATOR	SPOUT ASSEMBLY
LKD2439	P05101	A53115R
LKD2439BH	P05101	A53115R
LKLFD2439	P05129	A53112R

\*Parts ending in NL effective 10/1/2009. Prior to 10/1/2009 order part less NL suffix.

ITEM	IND. PART	KIT PART	DESCRIPTION
1	N/A	SEE CHART	SPOUT ASSEMBLY
2	N/A		
3	N/A		
4	N/A		
5	SEE CHART		
6	P36119	A72839R	HANDLE ASSEMBLY
7	P01268		
8	P29121NL	N/A	RH CARTRIDGE
9	P29122NL	N/A	LH CARTRIDGE
10	P02116	A52814R	ESCUTCHEON SLEEVE
11	P35168		
12	P03133	N/A	FLANGE
13	P02164	N/A	FLANGE
14	P35174	N/A	WASHER
15	P02119	N/A	LOCK NUT
16	N/A	A73711R	BODY ASSEMBLY
17	N/A		
18	P02103	N/A	COUPLING NUT
19	P36114	A55180R	RH BH HANDLE ASSEMBLY
20	P01241		
20	P01241	A55179R	LH BH HANDLE ASSEMBLY
21	P36115		